


Site Usage

 **7,848 Visits**


Previous: 6,377 (23.07%)

 **46.15% Bounce Rate**


Previous: 41.82% (10.35%)

 **30,052 Pageviews**

Previous: 27,664 (8.63%)

 **00:02:41 Avg. Time on Site**

Previous: 00:03:26 (-21.88%)

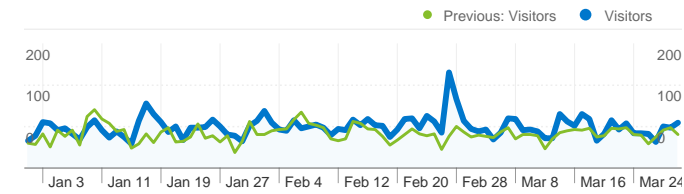
 **3.83 Pages/Visit**

Previous: 4.34 (-11.73%)

 **47.20% % New Visits**

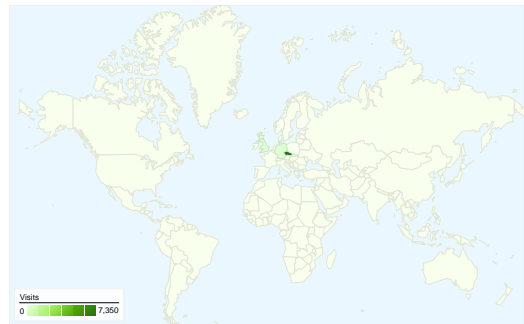
Previous: 45.15% (4.54%)

Visitors Overview

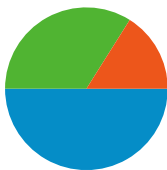


Visitors
3,976

Map Overlay

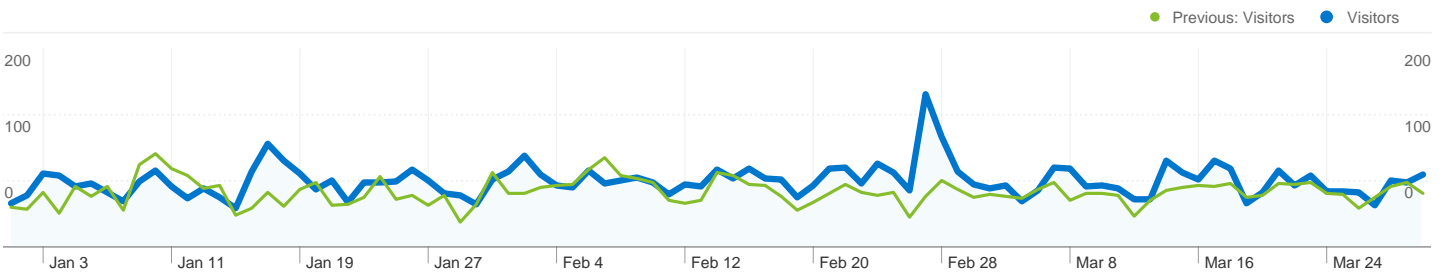


Traffic Sources Overview



- **Search Engines**
3,925.00 (50.01%)
- **Direct Traffic**
2,663.00 (33.93%)
- **Referring Sites**
1,260.00 (16.06%)

Content Overview		
Pages	Pageviews	% Pageviews
/recently_modified		
Jan 1, 2011 - Mar 30, 2011	4,794	15.95%
Jan 2, 2010 - Mar 31, 2010	4,091	14.79%
% Change	17.18%	7.87%
/		
Jan 1, 2011 - Mar 30, 2011	4,374	14.55%
Jan 2, 2010 - Mar 31, 2010	4,021	14.54%
% Change	8.78%	0.14%
/photos/climbing		
Jan 1, 2011 - Mar 30, 2011	707	2.35%
Jan 2, 2010 - Mar 31, 2010	646	2.34%
% Change	9.44%	0.75%
/photos		
Jan 1, 2011 - Mar 30, 2011	649	2.16%
Jan 2, 2010 - Mar 31, 2010	569	2.06%
% Change	14.06%	5.00%
/Members		
Jan 1, 2011 - Mar 30, 2011	412	1.37%
Jan 2, 2010 - Mar 31, 2010	388	1.40%
% Change	6.19%	-2.25%





3,976 people visited this site


 **7,848 Visits**
Previous: 6,377 (23.07%)

 **3,976 Absolute Unique Visitors**
Previous: 3,123 (27.31%)

 **30,052 Pageviews**
Previous: 27,664 (8.63%)

 **3.83 Average Pageviews**
Previous: 4.34 (-11.73%)

 **00:02:41 Time on Site**
Previous: 00:03:26 (-21.88%)

 **46.15% Bounce Rate**
Previous: 41.82% (10.35%)

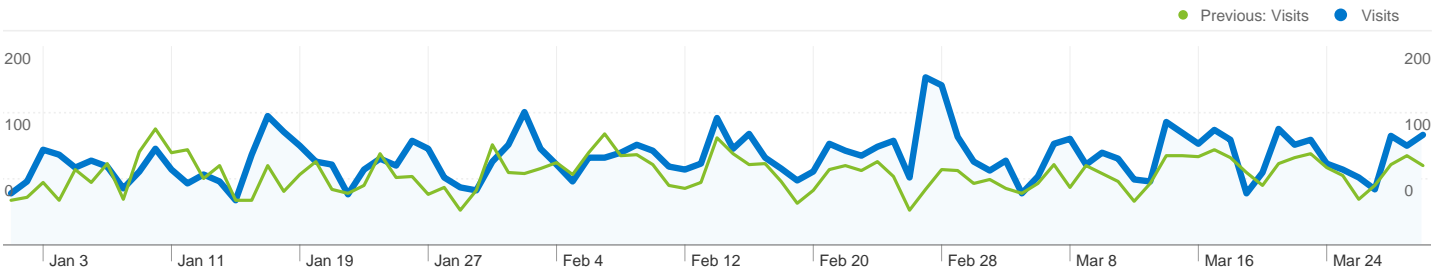
 **47.20% New Visits**
Previous: 45.15% (4.54%)

Technical Profile


Browser	Visits	% visits	Connection Speed	Visits	% visits
Internet Explorer			Unknown		
Jan 1, 2011 - Mar 30, 2011	3,358	42.79%	Jan 1, 2011 - Mar 30, 2011	5,751	73.28%
Jan 2, 2010 - Mar 31, 2010	3,238	50.78%	Jan 2, 2010 - Mar 31, 2010	3,394	53.22%
% Change	3.71%	-15.73%	% Change	69.45%	37.69%
Firefox			DSL		
Jan 1, 2011 - Mar 30, 2011	3,159	40.25%	Jan 1, 2011 - Mar 30, 2011	1,266	16.13%
Jan 2, 2010 - Mar 31, 2010	2,491	39.06%	Jan 2, 2010 - Mar 31, 2010	1,755	27.52%
% Change	26.82%	3.05%	% Change	-27.86%	-41.38%

Chrome		
Jan 1, 2011 - Mar 30, 2011	479	6.10%
Jan 2, 2010 - Mar 31, 2010	175	2.74%
% Change	173.71%	122.41%
Safari		
Jan 1, 2011 - Mar 30, 2011	290	3.70%
Jan 2, 2010 - Mar 31, 2010	141	2.21%
% Change	105.67%	67.12%
Opera		
Jan 1, 2011 - Mar 30, 2011	285	3.63%
Jan 2, 2010 - Mar 31, 2010	216	3.39%
% Change	31.94%	7.21%

Cable		
Jan 1, 2011 - Mar 30, 2011	605	7.71%
Jan 2, 2010 - Mar 31, 2010	799	12.53%
% Change	-24.28%	-38.47%
T1		
Jan 1, 2011 - Mar 30, 2011	150	1.91%
Jan 2, 2010 - Mar 31, 2010	305	4.78%
% Change	-50.82%	-60.04%
Dialup		
Jan 1, 2011 - Mar 30, 2011	76	0.97%
Jan 2, 2010 - Mar 31, 2010	119	1.87%
% Change	-36.13%	-48.11%




All traffic sources sent a total of 7,848 visits

 **33.93% Direct Traffic**

Previous: 28.12% (20.68%)

 **16.06% Referring Sites**

Previous: 12.45% (28.95%)

 **50.01% Search Engines**

Previous: 59.43% (-15.85%)



- **Search Engines**
3,925.00 (50.01%)
- **Direct Traffic**
2,663.00 (33.93%)
- **Referring Sites**
1,260.00 (16.06%)

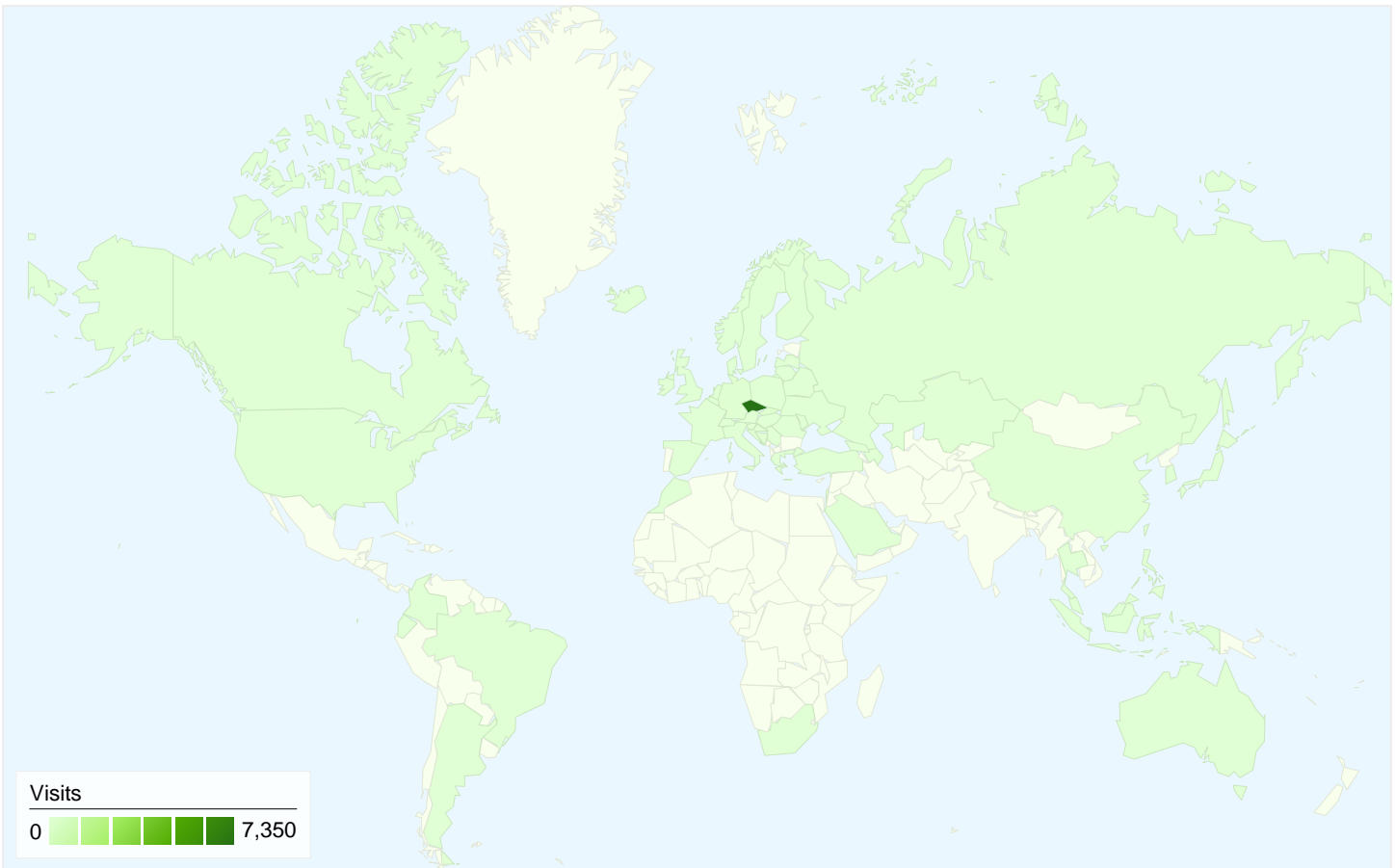
Top Traffic Sources

Sources	Visits	% visits
(direct) ((none))		
Jan 1, 2011 - Mar 30, 2011	2,663	33.93%
Jan 2, 2010 - Mar 31, 2010	1,793	28.12%
% Change	48.52%	20.68%
seznam (organic)		
Jan 1, 2011 - Mar 30, 2011	2,416	30.78%
Jan 2, 2010 - Mar 31, 2010	2,096	32.87%
% Change	15.27%	-6.34%
google (organic)		
Jan 1, 2011 - Mar 30, 2011	1,460	18.60%
Jan 2, 2010 - Mar 31, 2010	1,614	25.31%
% Change	-9.54%	-26.50%
cs.euroclimbing.com (referral)		
Jan 1, 2011 - Mar 30, 2011	350	4.46%
Jan 2, 2010 - Mar 31, 2010	94	1.47%
% Change	272.34%	202.55%
google.cz (referral)		

Keywords	Visits	% visits
skála na vrkoči		
Jan 1, 2011 - Mar 30, 2011	198	5.04%
Jan 2, 2010 - Mar 31, 2010	0	0.00%
% Change	100.00%	100.00%
horce.cz		
Jan 1, 2011 - Mar 30, 2011	159	4.05%
Jan 2, 2010 - Mar 31, 2010	116	3.06%
% Change	37.07%	32.35%
kreutzberg lezeni		
Jan 1, 2011 - Mar 30, 2011	142	3.62%
Jan 2, 2010 - Mar 31, 2010	0	0.00%
% Change	100.00%	100.00%
prodej řípu		
Jan 1, 2011 - Mar 30, 2011	99	2.52%
Jan 2, 2010 - Mar 31, 2010	0	0.00%
% Change	100.00%	100.00%
telefon zdenek lahovský		

Jan 1, 2011 - Mar 30, 2011	225	2.87%
Jan 2, 2010 - Mar 31, 2010	9	0.14%
% Change	2,400.00%	1,931.41%

Jan 1, 2011 - Mar 30, 2011	92	2.34%
Jan 2, 2010 - Mar 31, 2010	0	0.00%
% Change	100.00%	100.00%



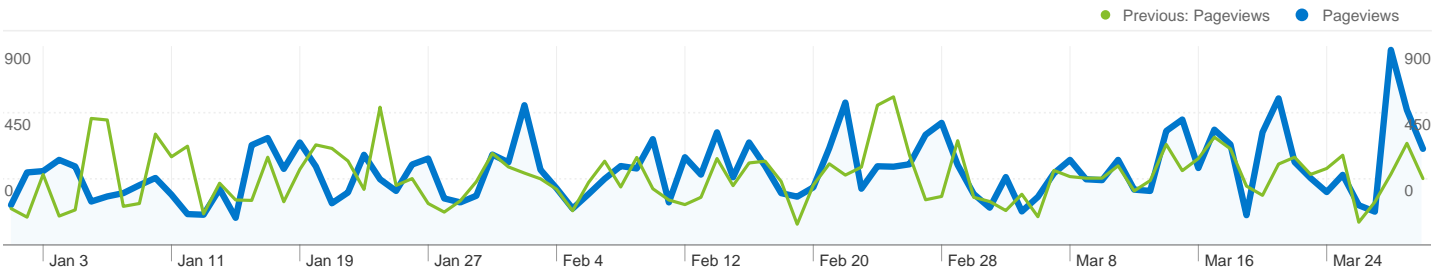
7,848 visits came from 56 countries/territories

Site Usage

Visits	Pages/Visit	Avg. Time on Site	% New Visits	Bounce Rate	
7,848 Previous: 6,377 (23.07%)	3.83 Previous: 4.34 (-11.73%)	00:02:41 Previous: 00:03:26 (-21.88%)	47.26% Previous: 45.21% (4.54%)	46.15% Previous: 41.82% (10.35%)	
Country/Territory	Visits	Pages/Visit	Avg. Time on Site	% New Visits	Bounce Rate
Czech Republic					
January 1, 2011 - March 30, 2011	7,350	3.94	00:02:45	47.17%	44.73%
January 2, 2010 - March 31, 2010	5,983	4.40	00:03:29	44.94%	41.42%
% Change	22.85%	-10.62%	-20.83%	4.95%	8.01%
(not set)					
January 1, 2011 - March 30, 2011	206	2.05	00:02:28	2.43%	65.05%
January 2, 2010 - March 31, 2010	57	2.14	00:01:20	5.26%	54.39%
% Change	261.40%	-4.06%	85.29%	-53.88%	19.61%
Slovakia					
January 1, 2011 - March 30, 2011	93	1.74	00:00:39	91.40%	66.67%


January 2, 2010 - March 31, 2010	75	2.57	00:01:00	76.00%	70.67%
% Change	24.00%	-32.31%	-35.53%	20.26%	-5.66%
Germany					
January 1, 2011 - March 30, 2011	50	3.70	00:02:12	76.00%	70.00%
January 2, 2010 - March 31, 2010	53	3.53	00:02:47	73.58%	47.17%
% Change	-5.66%	4.87%	-20.85%	3.28%	48.40%
United Kingdom					
January 1, 2011 - March 30, 2011	20	3.00	00:01:28	80.00%	70.00%
January 2, 2010 - March 31, 2010	13	6.85	00:08:14	76.92%	69.23%
% Change	53.85%	-56.18%	-82.17%	4.00%	1.11%
France					
January 1, 2011 - March 30, 2011	15	3.07	00:01:15	40.00%	80.00%
January 2, 2010 - March 31, 2010	8	1.88	00:02:11	50.00%	50.00%
% Change	87.50%	63.56%	-42.60%	-20.00%	60.00%
Poland					
January 1, 2011 - March 30, 2011	14	1.57	00:00:15	92.86%	64.29%
January 2, 2010 - March 31, 2010	5	4.60	00:01:12	100.00%	80.00%
% Change	180.00%	-65.84%	-79.13%	-7.14%	-19.64%
United States					
January 1, 2011 - March 30, 2011	11	4.18	00:03:58	54.55%	27.27%
January 2, 2010 - March 31, 2010	31	4.03	00:06:19	54.84%	58.06%
% Change	-64.52%	3.71%	-37.12%	-0.53%	-53.03%
Austria					
January 1, 2011 - March 30, 2011	11	1.73	00:00:35	90.91%	72.73%
January 2, 2010 - March 31, 2010	7	1.71	00:00:40	85.71%	71.43%
% Change	57.14%	0.76%	-12.50%	6.06%	1.82%
Russia					
January 1, 2011 - March 30, 2011	9	1.00	00:00:00	100.00%	100.00%
January 2, 2010 - March 31, 2010	2	1.00	00:00:00	100.00%	100.00%
% Change	350.00%	0.00%	0.00%	0.00%	0.00%


1 - 10 of 56



Pages on this site were viewed a total of 30,052 times

 **30,052 Pageviews**
Previous: 27,664 (8.63%)

 **21,770 Unique Views**
Previous: 19,381 (12.33%)

 **46.15% Bounce Rate**
Previous: 41.82% (10.35%)

Top Content

Pages	Pageviews	% Pageviews
/recently_modified		
Jan 1, 2011 - Mar 30, 2011	4,794	15.95%
Jan 2, 2010 - Mar 31, 2010	4,091	14.79%
% Change	17.18%	7.87%
/		
Jan 1, 2011 - Mar 30, 2011	4,374	14.55%
Jan 2, 2010 - Mar 31, 2010	4,021	14.54%
% Change	8.78%	0.14%
/photos/climbing		
Jan 1, 2011 - Mar 30, 2011	707	2.35%
Jan 2, 2010 - Mar 31, 2010	646	2.34%
% Change	9.44%	0.75%
/photos		
Jan 1, 2011 - Mar 30, 2011	649	2.16%
Jan 2, 2010 - Mar 31, 2010	569	2.06%
% Change	14.06%	5.00%
/Members		

Jan 1, 2011 - Mar 30, 2011	412	1.37%
Jan 2, 2010 - Mar 31, 2010	388	1.40%
% Change	6.19%	-2.25%